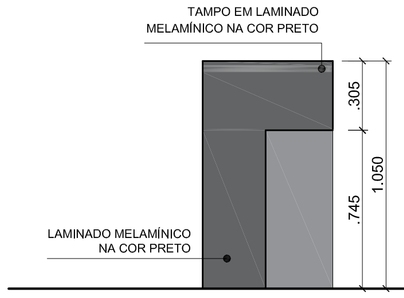

BALCÃO REGISTRO ESMPU
01 - Vista Frontal
Esc 1/20

MÓDULO 01

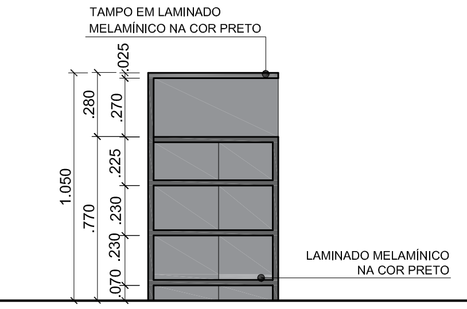

BALCÃO REGISTRO ESMPU
03 - Vista Posterior
Esc 1/20

MÓDULO 01

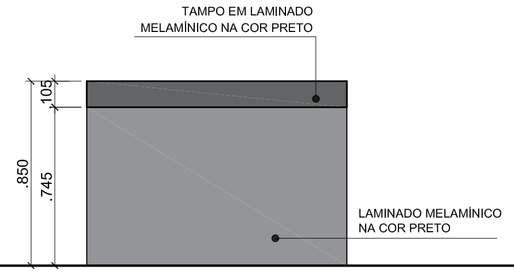

BALCÃO REGISTRO ESMPU
01 - Vista Frontal
Esc 1/20

MÓDULO 02

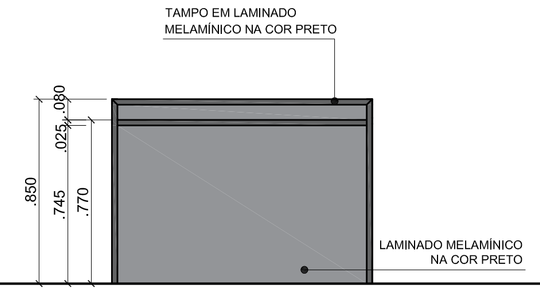

BALCÃO REGISTRO ESMPU
03 - Vista Posterior
Esc 1/20

MÓDULO 02

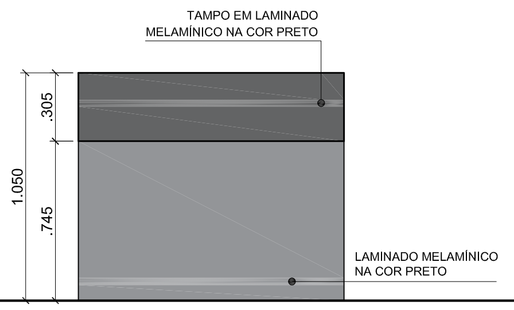

BALCÃO REGISTRO ESMPU
01 - Vista Frontal
Esc 1/20

MÓDULO 03

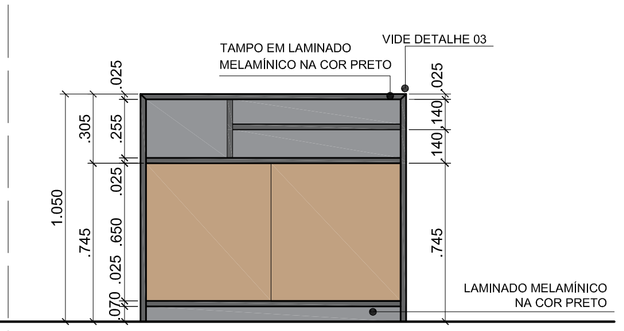

BALCÃO REGISTRO ESMPU
03 - Vista Posterior
Esc 1/20

MÓDULO 03

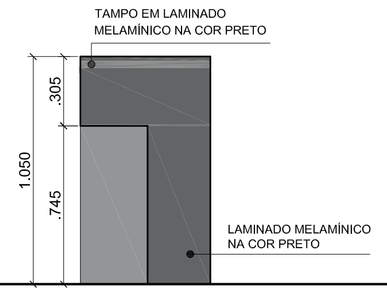

BALCÃO REGISTRO ESMPU
02 - Vista Lateral Direita
Esc 1/20

MÓDULO 01

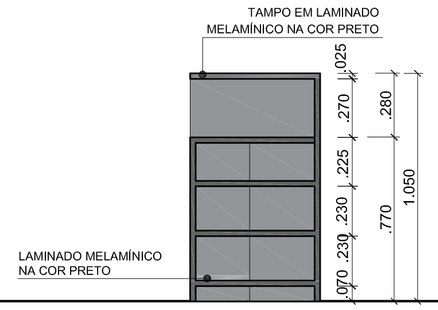

BALCÃO REGISTRO ESMPU
04 - Vista Lateral Esquerda
Esc 1/20

MÓDULO 01

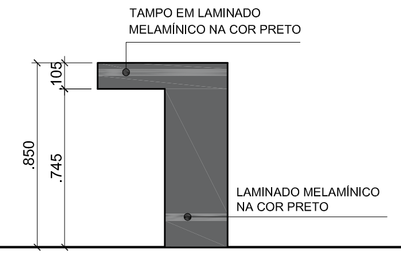

BALCÃO REGISTRO ESMPU
02 - Vista Lateral Direita
Esc 1/20

MÓDULO 02

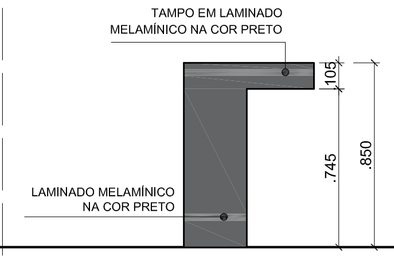

BALCÃO REGISTRO ESMPU
04 - Vista Lateral Esquerda
Esc 1/20

MÓDULO 02

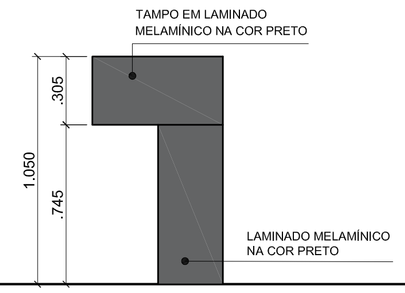

BALCÃO REGISTRO ESMPU
02 - Vista Lateral Direita
Esc 1/20

MÓDULO 03

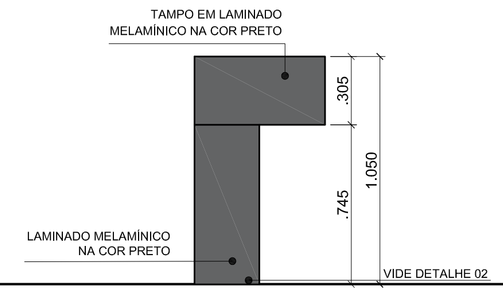

BALCÃO REGISTRO ESMPU
04 - Vista Lateral Esquerda
Esc 1/20

MÓDULO 03

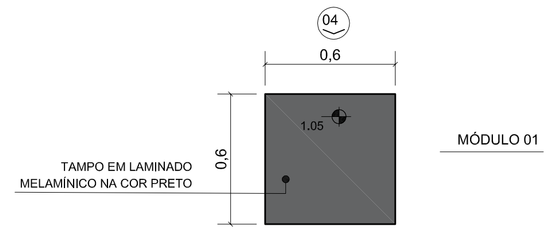

MÓDULO 01

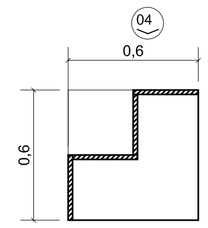

MÓDULO 01

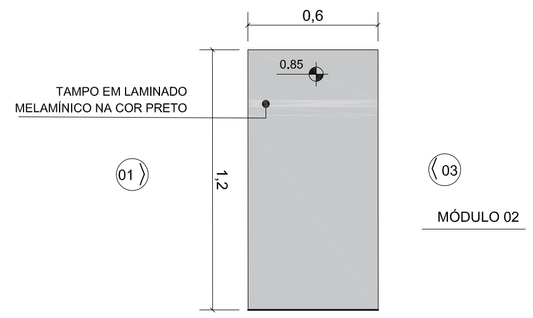

MÓDULO 02

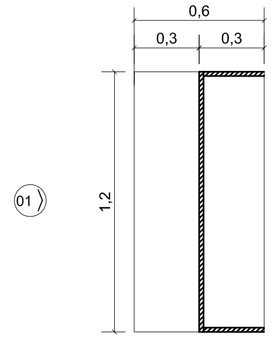

MÓDULO 02

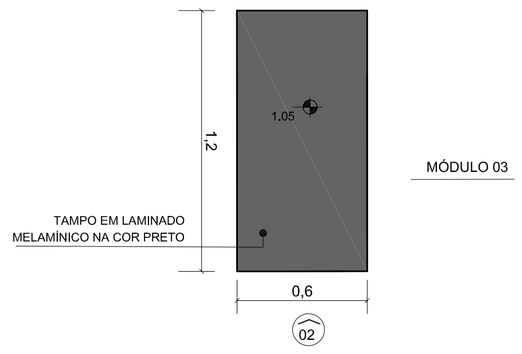

MÓDULO 03

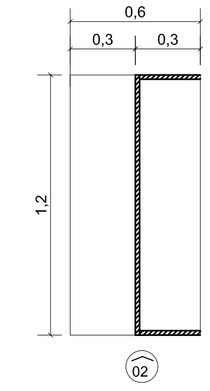

MÓDULO 03

BALCÃO REGISTRO ESMPU
Planta Baixa - tampos do balcão
Esc 1/20

BALCÃO REGISTRO ESMPU
Corte - parte (pé) inferior balcão
Esc 1/20



MÓDULO 01



MÓDULO 02

MÓDULO 03

VISTA ISOMÉTRICA
BALCÃO REGISTRO ESMPU
Módulos Separados
Sem escala

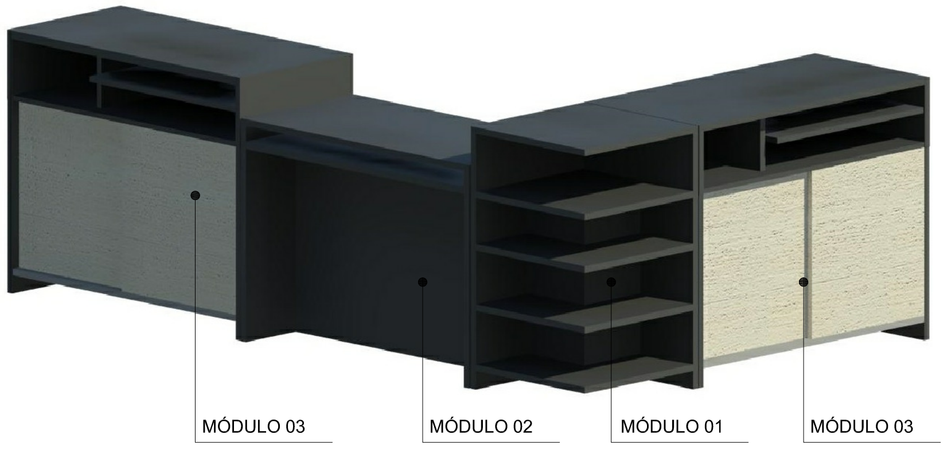

MÓDULO 03 MÓDULO 02 MÓDULO 01 MÓDULO 03

VISTA ISOMÉTRICA
BALCÃO REGISTRO ESMPU
Montagem Frontal
Sem escala

DETALHE DOS BALCÕES

DETALHAMENTO 01 - PLANTA BAIXA
Sem escala

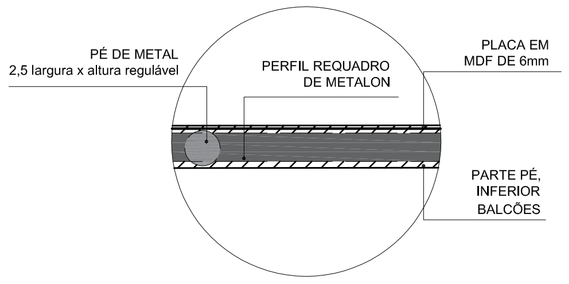

DETALHAMENTO 02 - VISTA LATERAL
PÉ
Sem escala

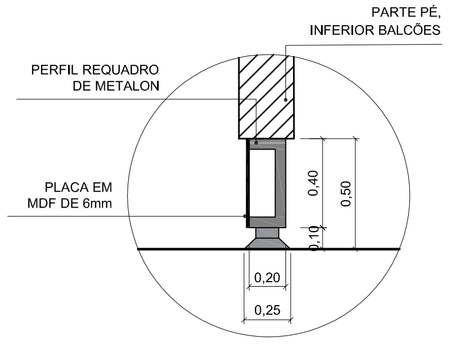

OBS:
1 - será previsto fechamento em todo o perímetro da base em placa de mdf (6mm) para esconder o metalon.
2 - o metalon também será previsto em todo o perímetro da base.
3 - executar o balcão com contrapeso para não tombar.
4 - o pé do balcão será regulável.
5 - a distância entre os pés do balcão será de 50cm .
7 - serão previstos nos puxadores duas placas de 0,09mm unidas para totalizar 0,18mm.
8 - não deverão aparecer parafusos.
9 - os tampos serão em chapa compensada.
10 - o acabamento final deverá ser contínuo, sem emendas até a aresta vivas.
11 - na fixação das peças de madeira não será permitido o uso de grampos.

REGISTRO	QUANTIDADE
MÓDULO 01	01
MÓDULO 02	01
MÓDULO 03	02

OBS:
1 - DEVERÃO SER CONFERIDAS AS MEDIDAS NO LOCAL.

ESMPU

DISCIPLINA	MOBILIÁRIO - 1.1 BALCÃO DE ATENDIMENTO 1-11
ESPECIALIDADE	BALCÃO PARA RECEPÇÃO REGISTRO ESMPU
CONTEÚDO	PLANTA BAIXA, VISTAS E IMAGENS
DESENHO	BIANCA/ JANAÍNA
DATA	16/07/2015
ESCALA	INDICADA
CATEGORIA	DES.EXECUTIVO

DET
07/24